

With five different types of shelf support beam and a choice of shelving materials available, Longspan can be designed to accommodate the widest range of loading requirements efficiently, safely and cost-effectively.



Two-tier structures



Bulk Storage



Mobile Storage


Longspan Shelving




1. Medium Duty 'C' Section Beam (2LSC) - use as a support for chipboard or steel shelf panels. Beam lengths range from 1050-1800mm. Panels 300/374/600mm wide.




2. Heavy Duty 'Box' Section Beam (2LBC) - use as a support for chipboard or steel shelf panels. Beam lengths range from 1050-2400mm. Panels 300/374/600mm wide.




3. Extra-Heavy Duty 'Box' Section Beam (LB070XC) - use as a support for chipboard or steel shelf panels. Beam lengths range from 1050-3000mm.



4. Standard Duty 'Stepped' Section Beam (2LST) - use as a support for 18mm thickness chipboard. Beam lengths range from 1050-3000mm.

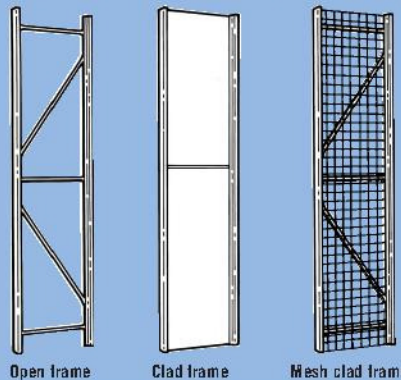


5. Heavy Duty 'Stepped' Section Beam (4LST) - use as a support for 25mm thickness chipboard. Beam lengths range from 1050-3000mm.

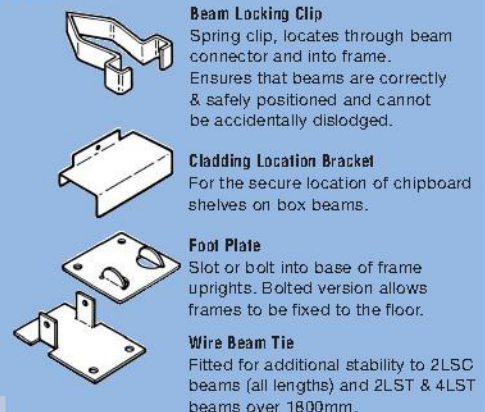


Galvanized Shelf Dividers
Fit into specially pierced shelf panels to create storage compartments. Dividers 450/600mm high.

Longspan primary components



Frame height range, mm	from 1200 - 3900
Frame depths, mm	450/600/750/900/1000/1200



Beam Locking Clip
Spring clip, locates through beam connector and into frame. Ensures that beams are correctly & safely positioned and cannot be accidentally dislodged.

Cladding Location Bracket
For the secure location of chipboard shelves on box beams.

Foot Plate
Slot or bolt into base of frame uprights. Bolted version allows frames to be fixed to the floor.

Wire Beam Tie
Fitted for additional stability to 2LSC beams (all lengths) and 2LST & 4LST beams over 1800mm.

Guide to colour finishes Standard Colour Combination

Frame upright colour	Beam, frame bracing & cladding colour
Graphite Grey BS 5252 18 A14	Light Grey BS 4800 00 A05

Check delivery lead time and availability for optional colours. These swatches should be used only as an approximate guide to the actual painted colours. Note: Illustrations are not to scale.

